

## Constant Contact Survey Results

Survey Name: Parent Survey - Winter 2010



Response Status: Partial & Completed

Filter: None

Jun 15, 2010 6:49:01 PM

\*

Did this BYEP program make your child feel better about him/herself?

Answer	0%	100%	Number of Response(s)	Response Ratio
Yes			23	100.0 %
No			0	0.0 %
<b>Totals</b>			<b>23</b>	<b>100%</b>




\*

Did BYEP provide positive opportunities for your child?

Answer	0%	100%	Number of Response(s)	Response Ratio
Yes			23	100.0 %
No			0	0.0 %
<b>Totals</b>			<b>23</b>	<b>100%</b>

\*

As a result of this program, did your child reduce his/her illegal drug or alcohol use?

Answer	0%	100%	Number of Response(s)	Response Ratio
Yes			10	43.4 %
No			3	13.0 %
Unsure			10	43.4 %
<b>Totals</b>			<b>23</b>	<b>100%</b>



Did this BYEP program reduce your child's negative and/or illegal behaviors?

Answer	0%	100%	Number of Response(s)	Response Ratio
Yes			16	69.5 %
No			1	4.3 %
Unsure			6	26.0 %
No Response(s)			0	0.0 %
<b>Totals</b>			<b>23</b>	<b>100%</b>

As a result of this program, did your child's school attendance record improve?

Answer	0%	100%	Number of Response(s)	Response Ratio
Yes			8	34.7 %
No			11	47.8 %
Unsure			3	13.0 %
No Response(s)			1	4.3 %
<b>Totals</b>			<b>23</b>	<b>100%</b>

\* Please rate the amount of change, in the categories listed below, that you have witnessed in your child as a result of participation in our program:

1 = Unsure, 2 = Negative Change, 3 = No Change, 4 = Minor Positive Change, 5 = Moderate Positive Change, 6 = Significant Positive Change

Answer	1	2	3	4	5	6	Number of Response(s)	Rating Score*
General Attitude							22	5.0
Communication							22	5.1
Respect							22	4.8
Accountability							22	4.9
Ability to create and maintain relationships							22	5.0
Family interaction							22	4.7
Trustworthiness							22	4.6
Appreciation for the outdoors							22	5.5

\*The Rating Score is the weighted average calculated by dividing the sum of all weighted ratings by the number of total responses.

\*

Was there satisfactory communication from the Program Director?

Answer	0%	100%	Number of Response(s)	Response Ratio
Yes			23	100.0 %
No			0	0.0 %
No Response(s)			0	0.0 %
<b>Totals</b>			<b>23</b>	<b>100%</b>

\*

What changes would you make to our program (workshop topics, adventures, duration, etc.)?

22 Response(s)

\*

Do you recall any complaints your child had about BYEP? If so, what were they?

22 Response(s)

\*

Please give any additional feedback (positive or negative is equally appreciated).

22 Response(s)